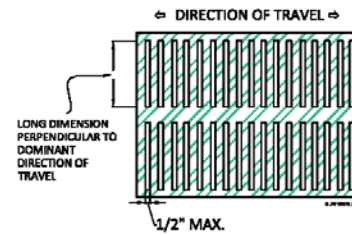
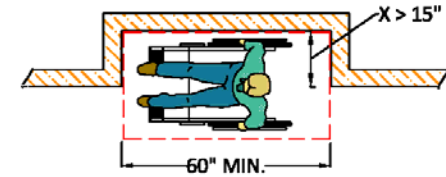


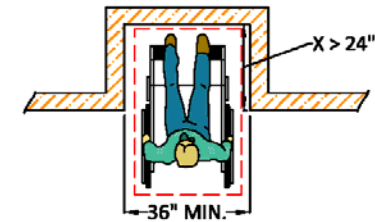
T-SHAPED
MANUEVERING/TURNING SPACE
11B-304.3.2



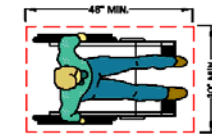
ELONGATED OPENINGS IN FLOOR
OR GROUND SURFACE
11B-302.3



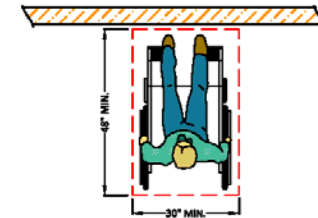
PARALLEL APPROACH
ALCOVE 11B-305.7.2



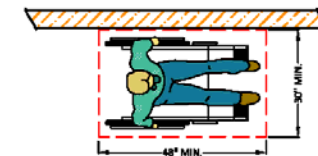
FORWARD APPROACH
ALCOVE 11B-305.7.1



CLEAR FLOOR SPACE
11B-305.3



(a) FORWARD CLEAR FLOOR SPACE



(b) PARALLEL CLEAR FLOOR SPACE

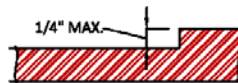
POSITION OF THE CLEAR FLOOR SPACE
11B-305.5

11B-303 CHANGES IN LEVEL

11B-303.1 GENERAL. WHERE CHANGES IN LEVEL ARE PERMITTED IN FLOOR OR GROUND SURFACES, THEY SHALL COMPLY WITH 11B-303.

EXCEPTIONS:

1. ANIMAL CONTAINMENT AREAS SHALL NOT BE REQUIRED TO COMPLY WITH 11B-303.
 2. AREAS OF SPORT ACTIVITY SHALL NOT BE REQUIRED TO COMPLY WITH 11B-303.
- 11B-303.2 VERTICAL. CHANGES IN LEVEL OF 1/4 INCH HIGH MAXIMUM SHALL BE PERMITTED TO BE VERTICAL AND WITHOUT EDGE TREATMENT.



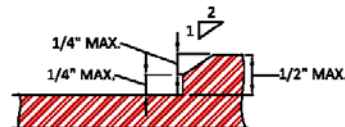
VERTICAL CHANGE IN LEVEL 11B-303.2

FIGURE 11B-303.2 VERTICAL CHANGE IN LEVEL

11B-303.3 BEVELED. CHANGES IN LEVEL BETWEEN 1/4 INCH HIGH MINIMUM AND 1/2 INCH HIGH MAXIMUM SHALL BE BEVELED WITH A SLOPE NOT STEEPER THAN 1:2.

11B-303.4 RAMPS.

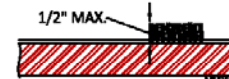
CHANGES IN LEVEL GREATER THAN 1/4 INCH HIGH SHALL BE RAMPED, AND SHALL COMPLY WITH 11B-405 (RAMPS) OR 11B-406 (CURB RAMPS, BLENDED TRANSITIONS AND ISLANDS).



BEVELED CHANGE IN LEVEL 11B-303.3

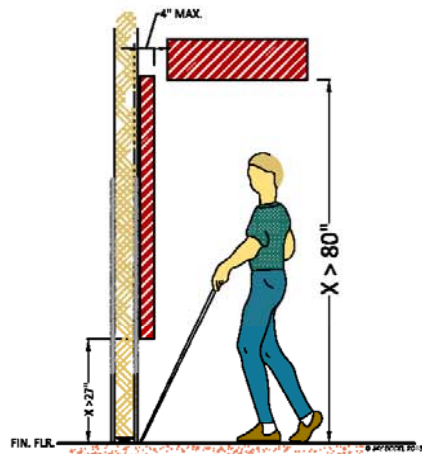
11B-302.2 CARPET.

CARPET OR CARPET TILE SHALL BE SECURELY ATTACHED AND SHALL HAVE A FIRM CUSHION, PAD, OR BACKING OR NO CUSHION OR PAD. CARPET OR CARPET TILE SHALL HAVE A LEVEL LOOP, TEXTURED LOOP, LEVEL CUT PILE, OR LEVEL CUT/UNCUT PILE TEXTURE. PILE HEIGHT SHALL BE 1/2 INCH MAXIMUM. EXPOSED EDGES OF CARPET SHALL BE FASTENED TO FLOOR SURFACES AND SHALL HAVE TRIM ON THE ENTIRE LENGTH OF THE EXPOSED EDGE. CARPET EDGE TRIM SHALL COMPLY WITH 11B-303 (CHANGES IN LEVEL).



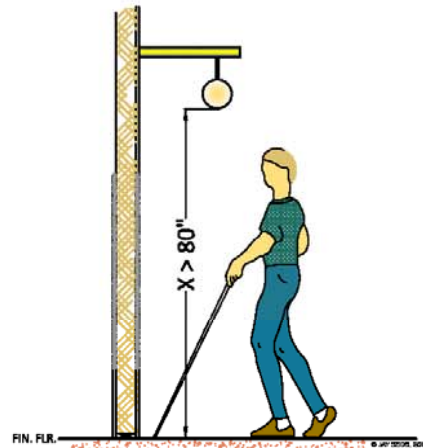
CARPET PILE HEIGHT
11B-302.2





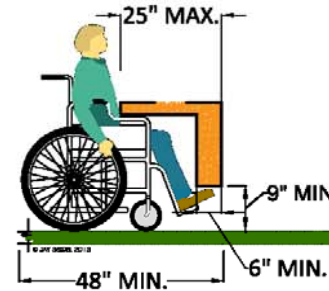
MIN. MAX. & RANGE DIMENSIONS ARE THE CONSTRUCTION TOLERANCES. OTHER DIMENSIONS ARE ABSOLUTE

LIMITS OF PROTRUDING OBJECTS
11B-307.2

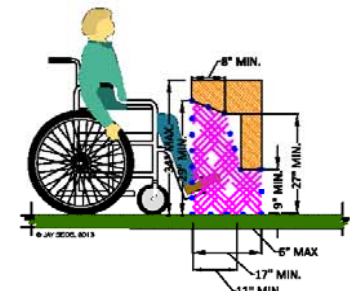


MIN. MAX. & RANGE DIMENSIONS ARE THE CONSTRUCTION TOLERANCES. OTHER DIMENSIONS ARE ABSOLUTE

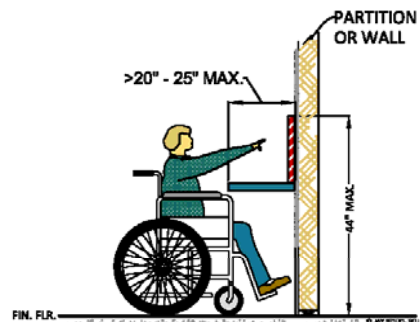
LIMITS OF PROTRUDING OBJECTS
11B-307.2



TOE CLEARANCE
11B-306.2

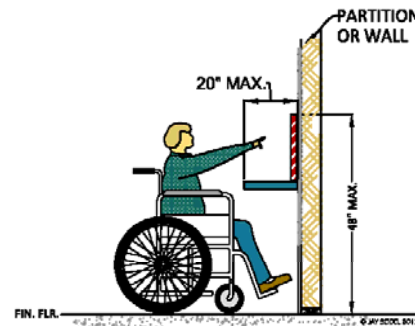


KNEE CLEARANCE
11B-306.3



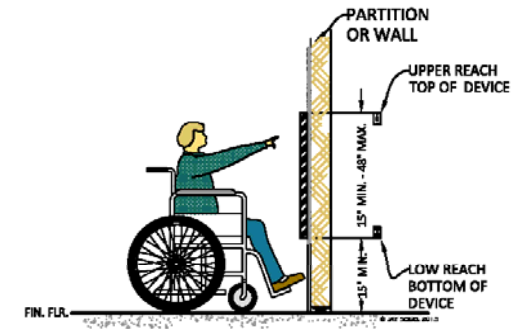
MIN. MAX. & RANGE DIMENSIONS ARE THE CONSTRUCTION TOLERANCES. OTHER DIMENSIONS ARE ABSOLUTE

(b) REACH RANGES 20\" - 25\" MAX.
OBSTRUCTED FORWARD HIGH REACH
11B-308.2.2



MIN. MAX. & RANGE DIMENSIONS ARE THE CONSTRUCTION TOLERANCES. OTHER DIMENSIONS ARE ABSOLUTE


(a) REACH RANGES <20\"
OBSTRUCTED FORWARD HIGH REACH
11B-308.2.2



MIN. MAX. & RANGE DIMENSIONS ARE THE CONSTRUCTION TOLERANCES. OTHER DIMENSIONS ARE ABSOLUTE

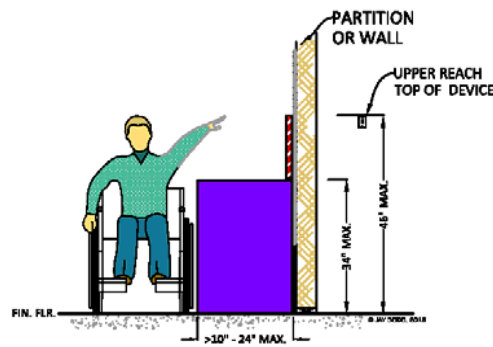
REACH RANGES
UNOBSTRUCTED FORWARD REACH
11B-308.2.1





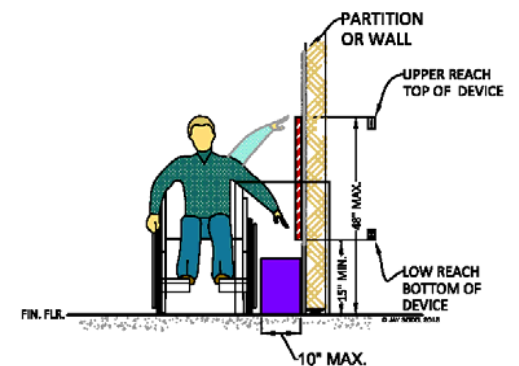
MIN. MAX. & RANGE DIMENSIONS ARE THE CONSTRUCTION TOLERANCES. OTHER DIMENSIONS ARE ABSOLUTE

REACH RANGES (a)
OBSTRUCTED HIGH SIDE REACH
11B-308.3.2



MIN. MAX. & RANGE DIMENSIONS ARE THE CONSTRUCTION TOLERANCES. OTHER DIMENSIONS ARE ABSOLUTE

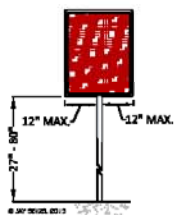
REACH RANGES (b)
OBSTRUCTED HIGH SIDE REACH
11B-308.3.2



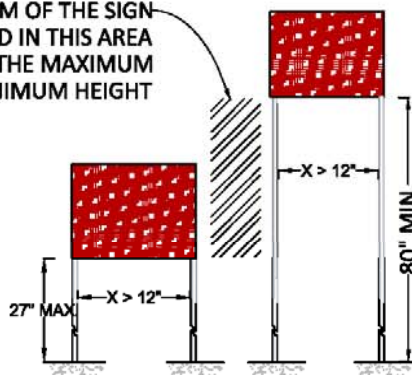
MIN. MAX. & RANGE DIMENSIONS ARE THE CONSTRUCTION TOLERANCES. OTHER DIMENSIONS ARE ABSOLUTE

REACH RANGES
UNOBSTRUCTED SIDE REACH
11B-308.3.1

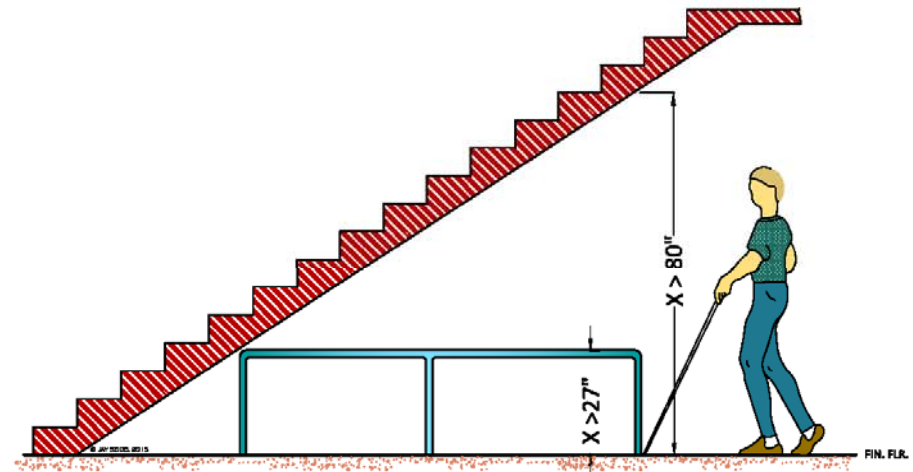
THE BOTTOM OF THE SIGN IS NOT ALLOWED IN THIS AREA BETWEEN THE MAXIMUM HEIGHT AND MINIMUM HEIGHT



POST MOUNTED
PROTRUDING OBJECTS
11B-307.3 (a)



POST MOUNTED
PROTRUDING OBJECTS
11B-307.3 (b)



VERTICAL CLEARANCE
11B-307.4

